

Scaled data based on original data using
LM-79-08 Approved Method: Electrical and Photometric Measurements of Solid-
State Lighting Products

Test Report Prepared for
Cooper Lighting Solutions
(formerly Eaton)

Brand: McGRAW-EDISON

Report Number: P385519

Luminaire Tested: **GWC-SA1A-750-U-SL3**

Issue Date: 3/3/2020

Test Information

Test Method: LM-79-08
Report Number: P385519
TEST IS SCALED FROM IESNA LM-79-08 TEST DATA (G2-1903-205-22)
Test Lab: INNOVATION CENTER
Issue Date: 3/3/2020
Manufacturer: COOPER LIGHTING SOLUTIONS (FORMERLY EATON)
Product Line: MCGRAW-EDISON
Catalog Number: GWC-SA1A-750-U-SL3
Description: GALLEON WALL LUMINAIRE
(1) 70 CRI, 5000K, 615mA LIGHTSQUARE WITH 16 LEDS AND TYPE III SPILL
LIGHT ELIMINATOR OPTICS
Light Source: -
Ballast/Driver: ELECTRONIC DRIVER

Summary

Lumens per Lamp: N/A
Luminaire Lumens: 4976 lumens
Efficiency: N/A
Efficacy: 146.4 lumens/watt
Luminous Opening: Rectangular (W 0.5' x L: 0.5' x H: 0')
IES Classification: Type III - Medium
BUG Rating: B1 - U0 - G2

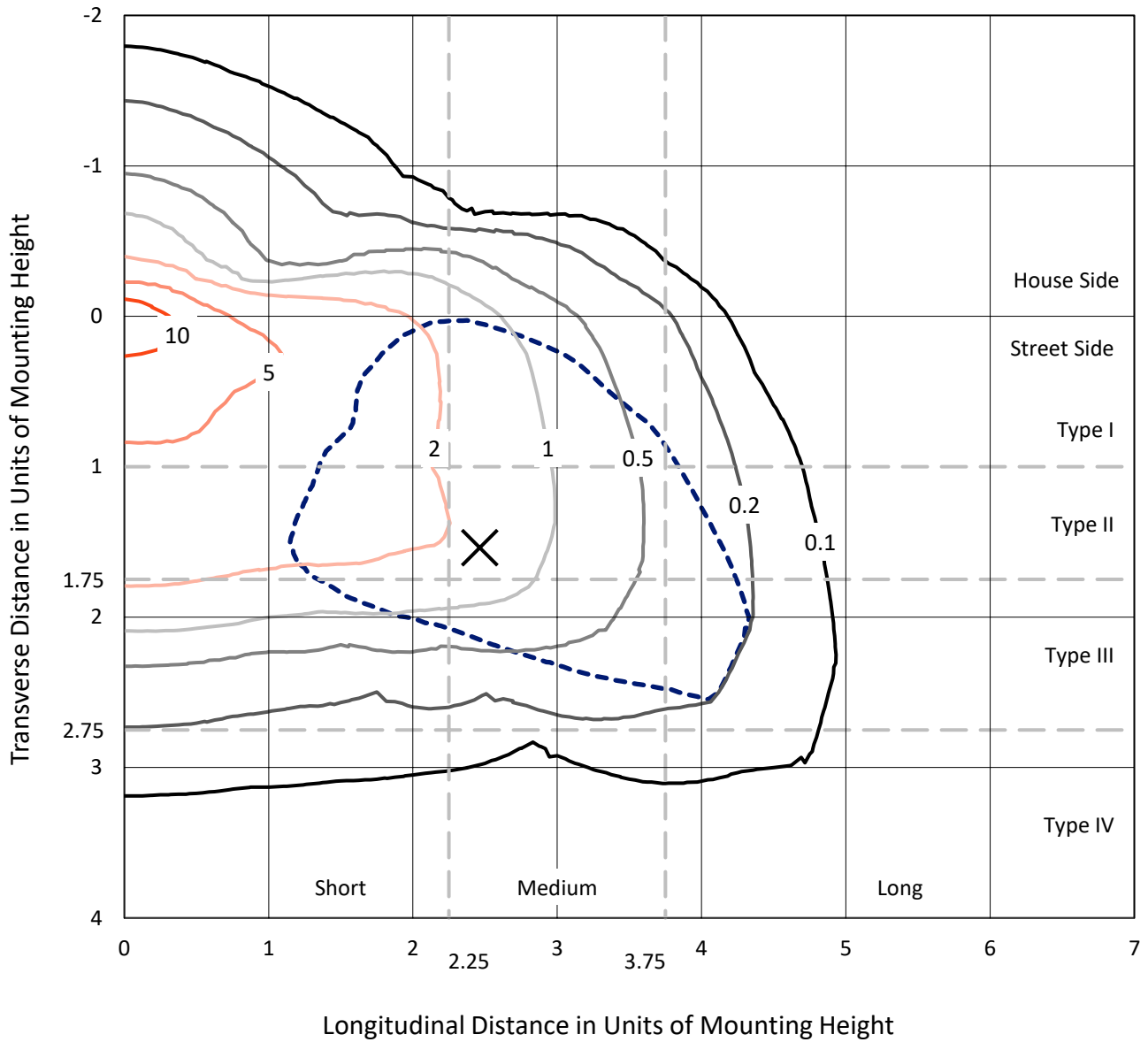
Input Watts (W): 34
Input Voltage (V): NR
Input Current (Ain): NR
Voltage Rise (V): NR
Power Factor: NR
Total Harmonic Distortion (THDi): NR
Frequency (hertz): 60
Stabilization Time: NR
Operation Time: NR
Ambient Temperature (°C): NR
Test Distance: 24 FT



REPORT NUMBER: P385519
 CATALOG NUMBER: GWC-SA1A-750-U-SL3

Iso-Footcandle Lines of Horizontal Illumination

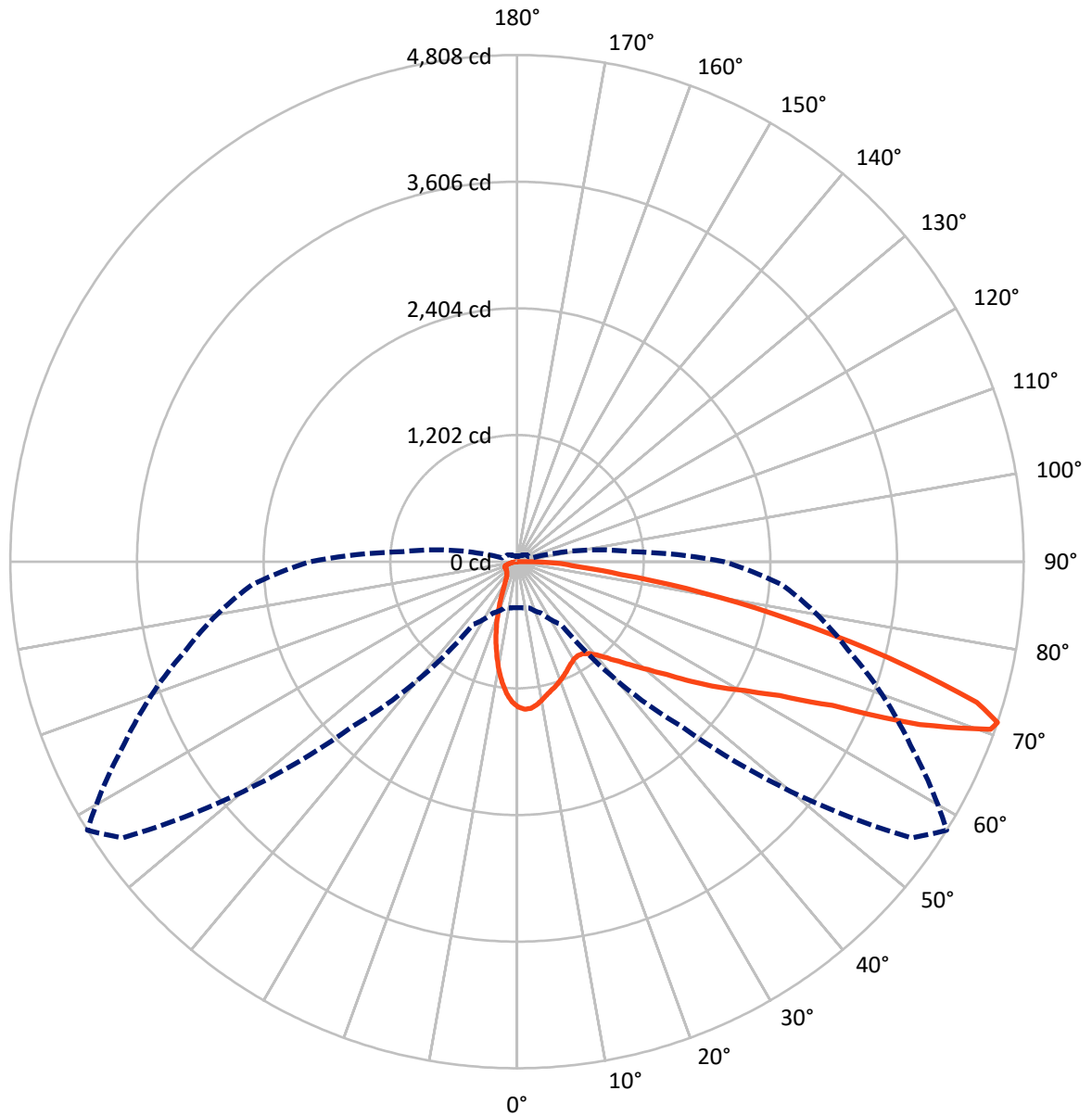
✕ Max cd
 - - - 1/2 Max cd



Based on 10 foot mounting height. Maximum calculated value = 13.8 fc
 Type III - Medium - N/A

REPORT NUMBER: P385519
CATALOG NUMBER: GWC-SA1A-750-U-SL3

Luminous Intensity Polar Plot



— Vertical Plane Through 58-Deg Lateral - - - Horizontal Cone Through 71-Deg Vertical

REPORT NUMBER: P385519

CATALOG NUMBER: GWC-SA1A-750-U-SL3

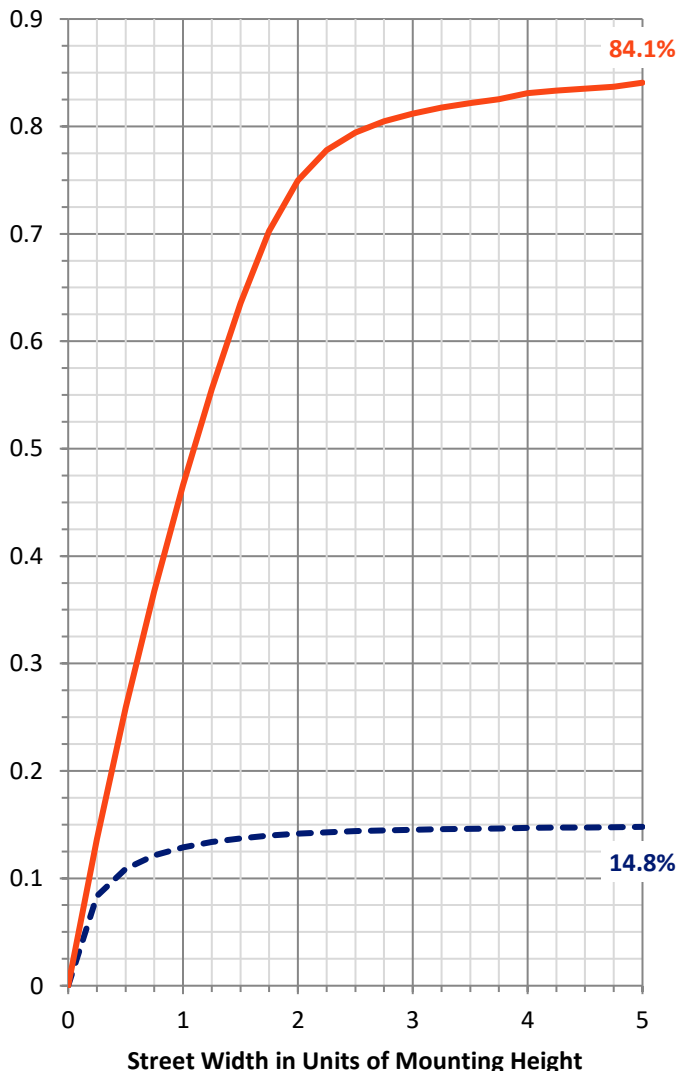
FLUX DISTRIBUTION:

		Downward	Upward	Total
House Side	Lumens	744.0	0.0	744.0
	% Fixture	15.0	0.0	15.0
Street Side	Lumens	4232.1	0.0	4232.1
	% Fixture	85.0	0.0	85.0
Total	Lumens	4976.0	0.0	4976.0
	% Fixture	100.0	0.0	100.0

ZONAL LUMENS:

Zone	Lumens	% Fixture
0°-10°	118.9	2.4
10°-20°	264.5	5.3
20°-30°	336.1	6.8
30°-40°	428.1	8.6
40°-50°	607.1	12.2
50°-60°	939.6	18.9
60°-70°	1279.1	25.7
70°-80°	853.3	17.1
80°-90°	149.2	3.0
90°-100°	0.0	0.0
100°-110°	0.0	0.0
110°-120°	0.0	0.0
120°-130°	0.0	0.0
130°-140°	0.0	0.0
140°-150°	0.0	0.0
150°-160°	0.0	0.0
160°-170°	0.0	0.0
170°-180°	0.0	0.0
0°-90°	4976.0	100.0
0°-180°	4976.0	100.0

Coefficient of Utilization



REPORT NUMBER: P385519

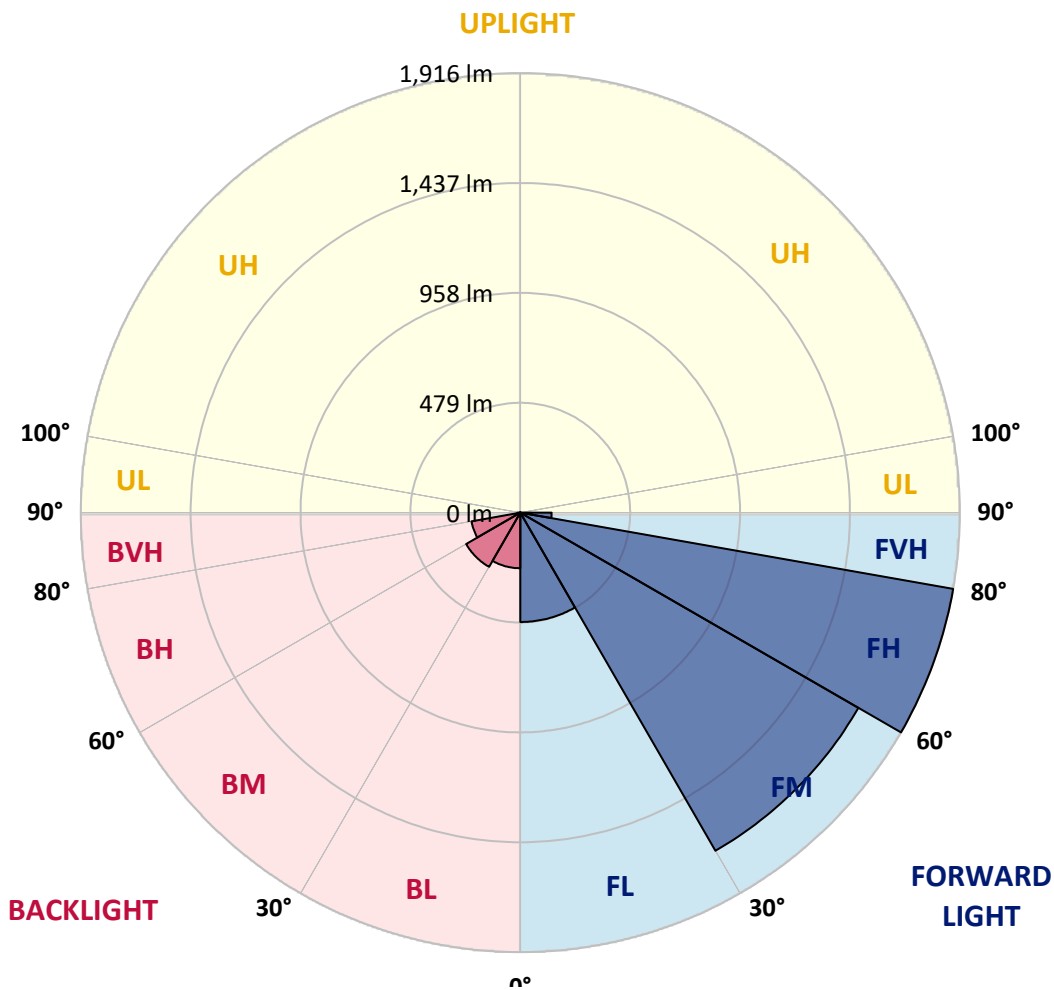
CATALOG NUMBER: GWC-SA1A-750-U-SL3

LUMINAIRE CLASSIFICATION SYSTEM LUMEN TABLE AND BUG RATING:

Zone	Lumens	% Fixture	Zone Rating/Lumen Limit		
			B	U	G
FL (0°-30°)	477.0	9.6			
FM (30°-60°)	1702.0	34.2			
FH (60°-80°)	1916.2	38.5			G2/5000
FVH (80°-90°)	136.8	2.7			G2/225
BL (0°-30°)	242.5	4.9	B1/500		
BM (30°-60°)	272.8	5.5	B1/1000		
BH (60°-80°)	216.2	4.3	B1/500		G1/500
BVH (80°-90°)	12.4	0.2			G1/100
UL (90°-100°)	0.0	0.0		U0/0	
UH (100°-180°)	0.0	0.0		U0/0	

BUG Rating: B1-U0-G2

Type III Medium





REPORT NUMBER: P385519

CATALOG NUMBER: GWC-SA1A-750-U-SL3

CANDELA DISTRIBUTION (FULL):

	0°	5°	15°	25°	35°	45°	55°	58°	65°	75°	85°
0°	1378.7	1378.7	1378.7	1378.7	1378.7	1378.7	1378.7	1378.7	1378.7	1378.7	1378.7
2.5°	1415.3	1413.4	1414.0	1412.7	1409.4	1406.1	1401.2	1402.1	1395.3	1385.3	1372.8
5°	1388.6	1387.9	1393.1	1396.0	1398.4	1396.5	1395.2	1396.9	1387.0	1373.1	1351.5
7.5°	1332.6	1325.0	1331.5	1341.4	1350.8	1357.9	1367.2	1368.5	1362.2	1347.7	1319.2
10°	1253.0	1245.7	1255.4	1270.9	1289.6	1306.6	1325.5	1328.9	1330.2	1317.0	1282.5
12.5°	1170.5	1165.0	1174.7	1196.3	1227.4	1253.5	1283.7	1288.9	1299.6	1290.8	1248.5
15°	1096.7	1094.6	1106.4	1127.7	1163.4	1203.4	1247.0	1256.5	1274.7	1271.7	1222.0
17.5°	1032.9	1032.4	1041.4	1063.7	1103.3	1153.9	1210.4	1226.5	1253.5	1257.0	1200.2
20°	985.4	984.4	990.6	1007.1	1047.8	1105.2	1170.9	1193.0	1232.0	1244.2	1177.6
22.5°	959.9	959.7	959.9	967.7	1001.0	1054.4	1132.4	1159.4	1211.1	1234.0	1152.7
25°	955.6	955.1	951.2	950.4	969.3	1011.9	1094.2	1124.1	1191.1	1226.8	1128.9
27.5°	966.8	967.5	962.5	954.4	958.2	984.0	1061.1	1093.0	1175.2	1225.5	1112.4
30°	990.2	989.9	985.6	977.1	969.6	973.6	1037.6	1069.5	1164.4	1231.5	1101.2
32.5°	1016.1	1018.0	1017.1	1012.4	1001.3	985.4	1030.5	1061.7	1161.3	1246.1	1096.3
35°	1047.1	1049.2	1055.4	1059.1	1046.1	1020.4	1045.7	1072.8	1170.3	1273.5	1104.1
37.5°	1076.6	1081.9	1099.4	1114.9	1103.8	1075.2	1086.3	1105.5	1198.2	1316.6	1125.1
40°	1110.5	1115.2	1143.8	1176.6	1174.8	1145.2	1151.6	1164.4	1247.5	1378.5	1163.1
42.5°	1144.0	1153.4	1194.8	1241.2	1254.6	1228.4	1238.6	1245.4	1316.8	1460.5	1229.3
45°	1188.5	1198.6	1256.1	1312.1	1343.3	1328.6	1344.9	1347.5	1404.0	1572.1	1325.5
47.5°	1256.0	1267.4	1334.5	1393.2	1440.9	1442.5	1469.3	1468.3	1512.8	1699.9	1446.6
50°	1361.0	1377.5	1432.4	1487.4	1545.3	1577.5	1613.4	1608.3	1643.4	1835.9	1586.2
52.5°	1498.6	1506.3	1547.0	1587.5	1659.5	1731.8	1783.2	1778.7	1791.4	1975.8	1744.6
55°	1641.3	1647.0	1663.8	1686.0	1782.7	1900.6	2009.4	2002.3	1970.3	2121.1	1901.1
57.5°	1769.5	1781.2	1792.8	1802.0	1906.8	2077.0	2240.8	2241.4	2164.4	2277.8	2062.8
60°	1789.5	1799.7	1876.5	1948.9	2119.2	2312.4	2488.5	2483.3	2365.3	2447.8	2243.1
62.5°	1581.8	1604.9	1733.1	1925.9	2323.7	2743.0	2804.5	2798.1	2605.5	2657.4	2453.0
65°	1133.6	1159.8	1314.6	1604.2	2224.5	3217.4	3374.8	3288.5	2933.1	2915.1	2698.8
67.5°	654.0	660.2	727.3	959.9	1693.8	3242.2	4244.7	4123.9	3441.9	3207.5	2819.1
70°	483.6	483.4	499.4	590.7	916.6	2646.1	4658.5	4766.8	3977.5	3303.7	2649.0
71°	437.3	437.8	455.7	537.7	725.9	2214.8	4570.6	4807.7	4118.5	3256.2	2526.0
72.5°	374.1	375.8	400.6	482.2	610.6	1527.4	4192.0	4562.3	4185.5	3139.0	2333.4
75°	283.7	287.7	322.1	406.5	558.1	774.6	3076.6	3643.1	3718.1	2769.8	1733.8
77.5°	202.5	207.0	245.8	341.8	530.6	583.8	2060.4	2657.4	2736.2	1775.1	782.1
80°	127.9	133.3	162.6	272.0	498.5	554.3	1294.8	1786.2	1492.0	568.0	199.0
82.5°	75.1	79.2	100.9	177.7	407.2	533.9	761.8	990.1	580.7	171.6	90.5
85°	43.5	45.4	62.9	113.2	295.7	503.9	559.7	553.4	252.0	83.9	42.8
87.5°	20.3	22.5	37.3	59.1	164.1	365.2	442.3	382.2	156.7	39.3	20.1
90°	0.0	0.0	0.0	0.0	0.0	0.0	0.0	0.0	0.0	0.0	0.0



REPORT NUMBER: P385519
 CATALOG NUMBER: GWC-SA1A-750-U-SL3

CANDELA DISTRIBUTION (continued):

	90°	95°	105°	115°	125°	135°	145°	155°	165°	175°	180°
0°	1378.7	1378.7	1378.7	1378.7	1378.7	1378.7	1378.7	1378.7	1378.7	1378.7	1378.7
2.5°	1366.7	1363.8	1351.5	1340.6	1329.1	1314.2	1297.7	1295.7	1285.6	1287.5	1284.0
5°	1339.7	1332.2	1302.6	1275.7	1244.0	1215.6	1184.7	1170.5	1150.1	1148.7	1143.5
7.5°	1301.0	1287.2	1241.2	1190.3	1139.3	1090.8	1042.8	1011.2	979.0	965.3	964.1
10°	1257.5	1234.0	1166.4	1091.0	1017.5	946.6	877.9	827.1	781.4	759.7	758.8
12.5°	1216.3	1181.4	1088.7	986.1	885.6	793.7	699.6	632.8	575.5	556.2	548.1
15°	1181.3	1132.2	1013.1	881.9	759.9	632.3	525.2	455.0	402.0	383.6	380.1
17.5°	1147.3	1084.2	935.6	776.7	629.2	489.0	381.7	329.5	301.3	293.8	293.6
20°	1113.5	1034.8	854.7	669.1	502.8	365.7	293.5	270.1	260.5	259.7	258.3
22.5°	1075.2	982.4	769.6	561.1	392.4	287.6	249.4	240.1	238.9	242.0	242.0
25°	1039.3	930.4	683.3	455.3	305.2	239.9	222.7	220.8	224.1	229.7	230.2
27.5°	1005.8	880.4	599.0	361.4	244.6	211.3	204.2	206.4	212.3	218.7	218.9
30°	978.3	833.0	517.2	284.8	206.6	190.0	188.8	193.3	199.7	204.7	205.9
32.5°	957.0	792.6	438.2	229.0	181.8	174.0	175.1	178.9	182.9	185.6	187.5
35°	947.1	758.0	365.2	193.1	166.1	161.7	163.1	165.2	166.9	169.0	170.6
37.5°	948.8	731.1	300.0	170.7	155.5	153.2	153.2	153.2	153.2	154.3	154.4
40°	964.9	715.7	247.0	156.5	148.4	145.9	144.0	142.3	140.9	141.6	141.3
42.5°	1006.2	714.3	208.2	147.5	142.7	138.7	134.9	132.4	130.7	131.4	131.7
45°	1076.2	731.6	182.0	141.1	137.3	131.2	126.4	123.8	122.5	124.8	125.1
47.5°	1166.9	769.4	166.1	136.4	132.3	124.3	119.1	116.7	117.0	120.3	121.2
50°	1283.7	830.8	158.4	133.5	128.8	118.4	113.0	110.9	112.0	116.7	117.7
52.5°	1412.0	919.2	159.3	132.6	126.5	114.1	108.3	105.9	107.6	112.0	112.8
55°	1560.0	1025.4	173.7	133.8	123.2	111.3	104.5	100.4	101.7	105.7	106.4
57.5°	1724.5	1147.1	202.6	133.5	119.1	108.7	100.5	94.3	95.3	97.8	98.5
60°	1895.7	1294.1	247.5	134.5	117.2	105.6	95.2	87.4	87.0	89.1	89.4
62.5°	2101.3	1464.1	298.8	135.2	118.4	101.6	88.1	80.4	79.4	79.9	80.3
65°	2313.1	1587.2	279.6	132.4	122.2	98.3	81.8	73.7	71.8	71.4	71.6
67.5°	2319.7	1455.3	196.0	126.9	123.8	96.5	77.1	67.9	64.8	63.6	63.4
70°	2080.3	1182.3	152.7	121.0	117.5	93.8	72.8	63.3	58.6	56.7	56.5
71°	1963.5	1088.4	144.7	118.0	112.8	91.0	70.9	61.2	56.3	54.3	53.9
72.5°	1780.3	975.7	135.0	113.4	103.8	83.9	67.3	58.2	53.2	50.8	50.3
75°	1277.6	638.0	116.0	101.1	86.0	66.9	58.9	52.3	48.0	45.1	44.7
77.5°	492.3	253.9	87.7	84.1	65.9	52.3	48.5	45.2	42.1	39.2	39.0
80°	152.2	113.5	64.0	63.3	47.7	39.0	37.8	36.9	35.7	32.6	31.9
82.5°	81.3	65.2	44.0	40.9	31.2	26.0	27.4	27.7	27.9	24.6	24.3
85°	38.8	34.5	24.8	23.2	18.2	14.6	16.8	18.2	18.4	15.1	14.0
87.5°	18.5	18.0	11.6	8.8	6.8	4.9	5.9	7.3	8.0	5.7	5.0
90°	0.0	0.0	0.0	0.0	0.0	0.0	0.0	0.0	0.0	0.0	0.0

Signify Classified - Internal
Cooper Lighting Solutions Photometric Lab
1121 Highway 74 South
Peachtree City, GA 30269

Scaled Data Report



Report Generated By 670245982

Signify Classified - Internal
Cooper Lighting Solutions Photometric Lab
1121 Highway 74 South
Peachtree City, GA 30269

Scaled Data Report



Signify Classified - Internal
Cooper Lighting Solutions Photometric Lab
1121 Highway 74 South
Peachtree City, GA 30269

Scaled Data Report



Signify Classified - Internal
Cooper Lighting Solutions Photometric Lab
1121 Highway 74 South
Peachtree City, GA 30269

Scaled Data Report



Signify Classified - Internal
Cooper Lighting Solutions Photometric Lab
1121 Highway 74 South
Peachtree City, GA 30269

Scaled Data Report



--- HS — SS

Signify Classified - Internal
Cooper Lighting Solutions Photometric Lab
1121 Highway 74 South
Peachtree City, GA 30269

Scaled Data Report



u

Signify Classified - Internal
Cooper Lighting Solutions Photometric Lab
1121 Highway 74 South
Peachtree City, GA 30269

Scaled Data Report



Signify Classified - Internal
Cooper Lighting Solutions Photometric Lab
1121 Highway 74 South
Peachtree City, GA 30269

Scaled Data Report



(END OF REPORT)